



*Market*News

17/05/2023

Discussions on Debt Limit in the USA Continue...

*In the Euro Area, the Consumer Price Index announced for April increased by 0.6% on a monthly basis and by 7.0% on an annual basis. Data was expected to increase 0.6% monthly and 7.0% annually. Core CPI, on the other hand, came in as expected, increasing 1.0% monthly and 5.6% year-on-year.

*Bank of England (BOE) Governor Bailey said in a speech today that further tightening may be needed if they see signs of more persistent inflation, inflation is too high and they have to bring it to the 2% target permanently, and he has good reason to expect inflation to drop rapidly in the coming months.

*In his speech on the debt ceiling, Speaker of the US House of Representatives McCarthy stated that the Republican party advocates a higher spending limit, the problem is in the level of spending, there are opportunities to find common ground, but they only have a few days to reach an agreement.

Agenda of the day;

17:30 US Crude Oil Stocks

18:15 Speech by ECB Member de Guindos





EURUSD



FOREX



NG



ES



CT



BB

MetaTrader4



Support: 1.0777 – 1.0715 – 1.0660
Resistance: 1.0855 – 1.0940 – 1.1040

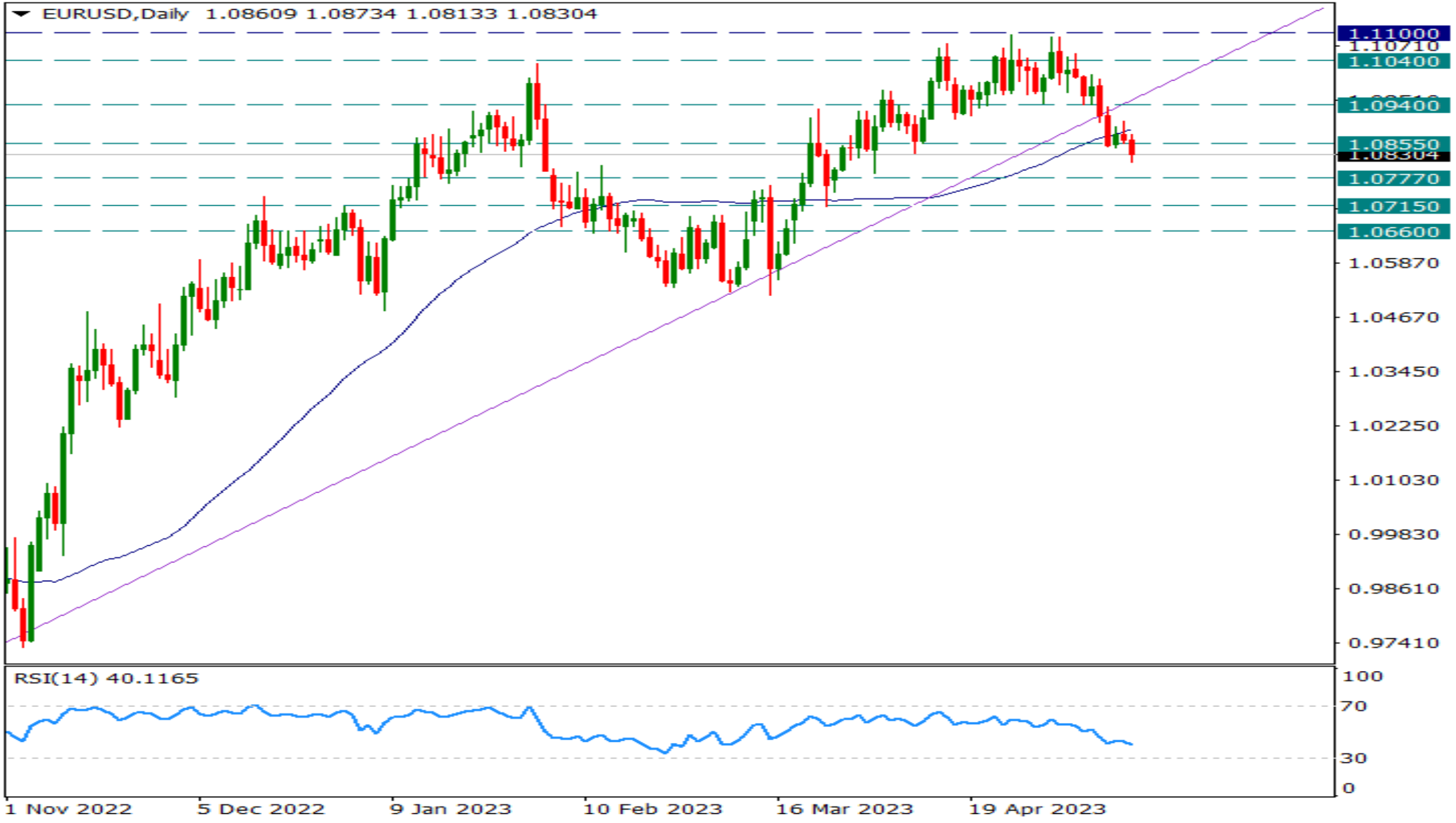
EURUSD

EURUSD – The Last Days Cycle in Favor of the Dollar Deepens...

After breaking the uptrend from 0.9550, it had a slight backlash, but it didn't last long. It set a 50-day average response.

The parity, which could not hold on to the support of 1.0855, moved strongly in favor of the dollar with the technical power of breaking the trend. As of today, the pair declined to 1.0820 levels. In the short term, a parity that cannot go above 1.0855 or the 50-day average can make us watch the movements in favor of the dollar. We'll be tracking it throughout the day.







BRENT



FOREX



NG



ES



CT



BB



MetaTrader4

Support: 75.00 – 73.55 – 71.75
Resistance: 76.05 – 77.50 – 80.20

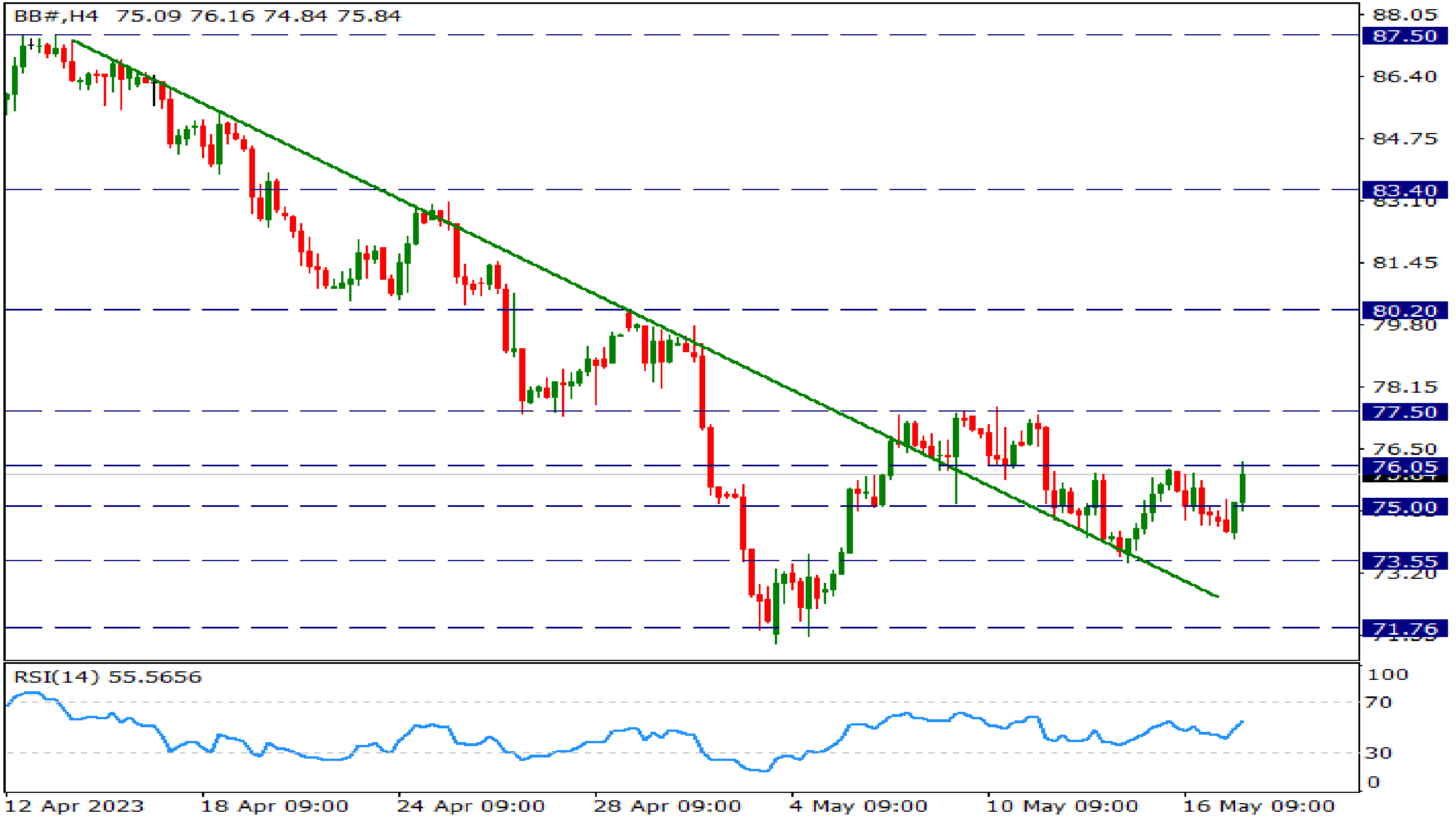
BRENT

BRENT – Tests Intraday Resistance with 77.50...

Mild reactions continue in Brent. As of today, we can see the 77.50 level as the main intraday resistance, while heading towards the intermediate resistance of 76.05. Exceeding 77.50 can open the door to the 83.40 region.

In possible decreases, 75.00 can be viewed as intermediate support and 73.55 as intraday main support.







XAUUSD



FOREX



NG



ES



CT



BB

MetaTrader4



Support: 1985 – 1974 – 1960
Resistance: 2001 – 2020 – 2050

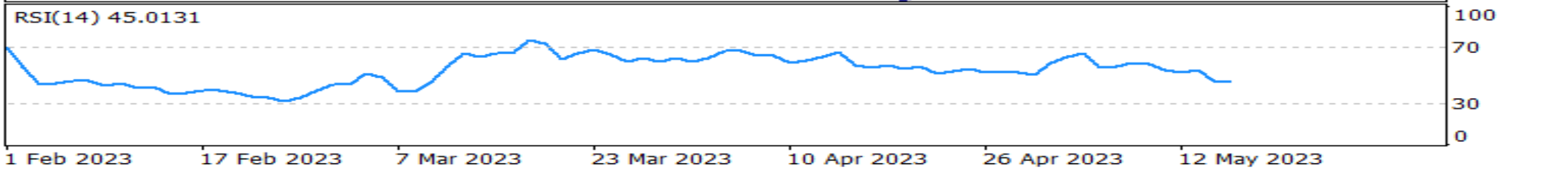
XAUUSD

Ounce Gold – Continuing to Press...

With the consecutive strengthening of the dollar index, the pressure was felt in the yellow metal as well. As seen on the daily chart, the short-term trend has broken down and the yellow metal is being suppressed. In the continuation of possible decreases, we will be watching the 1934 level.

We will follow 2001 and then 2020 levels for possible attacks.







Trading futures, options or foreign currencies involves the risk of loss. You may lose more than the amount originally invested and, in respect of these products traded on margin, you may have to pay additional funds later. You should not invest in such products unless satisfied that they are suitable for you.

